





Ślepsk Malow Suwałki 1 3 Jastrzębski Węgiel				Set	Duration	Partial score	Score
Match SUW-JAS				1	00:23	5-8 10-16 16-21	17-25
Hall				2	00:24	8-5 16-12 21-16	25-18
City				3	00:26	8-7 12-16 18-21	22-25
Date 04/11/2020				4	00:27	7-8 15-16 19-21	22-25
Time 17:30				Spectators			
Referees				Receipts			


Ślepsk Malow Suwałki	Set					Points			Serve			Reception			Attack			BK				
	1	2	3	4	5	Vote	Tot	BP	W-L	Tot	Err	Pts	Tot	Err	Pos% (Exc%)	Tot	Err		Blo	Pts	Pts%	Pts
01 Waliński Marcin	6	1	6	1		5.5	7	2	-1	10	3	1	20	1	50% (15%)	18	2	2	5	28%	1	
03 Kaczorowski Łukasz						5.6	3	.	.	5	1	7	1	1	3	43%	.	
07 Rousseaux Tomasz	3	4	3	4		5.9	12	4	+2	12	.	.	19	4	47% (37%)	24	4	2	10	42%	2	
08 Klinkenberg Kevin						.	1	.	.	1	1	.	4	.	75% (0%)	2	.	.	1	50%	.	
09 Warda Sebastian					
10 Bołądź Bartłomiej	2	3	2	3		5.5	8	1	+2	14	2	1	.	.	.	21	3	1	7	33%	.	
12 Rudzewicz Łukasz	4	5	4	5		6.3	6	2	+4	12	1	1	.	.	.	7	1	.	4	57%	1	
14 Sapiński Cezary	1	2	1	2		7.5	11	4	+4	18	6	2	2	1	50% (50%)	9	.	.	8	89%	1	
16 L Filipowicz Paweł						7	.	57% (43%)	
17 Sacharewicz Mateusz						
18 Gonciarz Kacper						2	
24 L Czunkiewicz Mateusz						5.5	.	.	-2	.	.	.	15	2	53% (27%)	
25 Rohnka Jakub						.	.	.	-1	2	.	.	3	1	0% (0%)	1	.	.	.	0%	.	
91 Tuaniga Josua	5	6	5	6		6.3	6	3	+3	11	3	4	.	.	3	75%	3	
Players total						54	16	+11		87	17	5	70	9	50% (26%)	93	11	6	41	44%	8	
Points won Ser Atk Blo Op.Er																						
Coach Andrzej Kowal	Set 1	.	8	.	9	18	4	.	17	1	76% (41%)	26	4	1	8	31%	.					
Assistant Mateusz Kuśmierz	Set 2	3	12	4	6	24	4	3	15	1	47% (40%)	22	2	1	12	55%	4					
	Set 3	.	9	3	10	23	4	.	16	4	25% (6%)	18	1	3	9	50%	3					
	Set 4	2	12	1	7	22	5	2	22	3	50% (18%)	27	4	1	12	44%	1					

Jastrzębski Węgiel	Set					Points			Serve			Reception			Attack			BK			
	1	2	3	4	5	Vote	Tot	BP	W-L	Tot	Err	Pts	Tot	Err	Pos% (Exc%)	Tot	Err		Blo	Pts	Pts%
01 Jarosiński Filip					
02 Komorowski Marek					
03 L Popiwiczak Jakub						6.1	11	.	73% (45%)
04 Louati Yacine	6	5	6	6		5.9	10	2	-2	10	5	1	29	5	52% (24%)	16	1	1	8	50%	1
05 Bucki Jakub	2	1	2	2		5.5	16	4	+1	20	5	3	.	.	.	34	5	5	13	38%	.
07 Potyński Mariusz					
08 Gierżot Michał						1
09 Wiśniewski Łukasz	4	3	4	4		6.5	8	2	+4	14	4	12	.	.	7	58%	1
10 Kampa Lukas	5	4	5	5		6.9	4	3	+1	16	3	2	.	.	.	2	.	.	1	50%	1
11 Al Hachdadi Mohamed						1	.	.	.	0%	.
12 Wawrzyńczyk Stanisław					
13 Gładyr Jurij	1	6	1	1		7.2	8	1	+6	10	2	.	1	.	100% (0%)	8	.	.	7	88%	1
14 Tervaportti Eemi						1
15 Szalacha Michał					
18 L Granieczny Maksymilian					
20 Cichosz-Dzyga Patryk					
22 Kundera Konrad					
26 Szymura Rafał	3	2	3	3		5.9	15	6	+8	20	3	3	29	.	55% (14%)	24	2	2	10	42%	2
Players total						61	18	+18		92	22	9	70	5	57% (23%)	97	8	8	46	47%	6
Points won Ser Atk Blo Op.Er																					
Coach Luke Reynolds	Set 1	1	13	1	10	24	7	1	14	.	64% (36%)	22	2	.	13	59%	1				
Assistant Leszek Dejowski	Set 2	1	9	1	7	19	4	1	20	3	50% (15%)	25	2	4	9	36%	1				
	Set 3	4	13	3	5	24	8	4	19	.	63% (16%)	26	1	3	13	50%	3				
	Set 4	3	11	1	10	25	3	3	17	2	53% (29%)	24	3	1	11	46%	1				

Ślepsk Malow Suwałki				Jastrzębski Węgiel						
Points	Reception	70		Kill on reception				Reception	70	Points
S in Diff	Points SO	38		1st Attack AFTER POSITIVE RECEPTION (+#)				Points SO	43	S in Diff
6 +4	Each 1.84 receptions			Errors	Blo	Pts%	Tot	Each 1.63 receptions	6 -1	
5 -1	1 Point			5	1	51%	35	1 Point	5 -1	
4 +2				1st Attack AFTER NEGATIVE RECEPTION (-!)					4 0	
3 -1	Serve	87		Errors	Blo	Pts%	Tot	Serve	3 +2	
2 -6	Points BP	16		2	1	55%	22	Points BP	2 0	
1 -3	Each 5.44 serves			Attack on dig				Each 5.11 serves	1 +5	
	1 Break point			Errors	Blo	Pts%	Tot	1 Break point		
				4	4	31%	36			
				Tot	Pts%	Blo	Errors			
				39	26%	4	4			

BP Break point
Err Errors
Pos% Positive +#
W-L Won-Lost
Pts Points
Blo Blocked
Exc Excellent

 Substitute
 Starting lineup
 Starting setter
 Starting serve


volleystation.com

