




|  |  |  |          |              |                 |              |
|--|--|--|----------|--------------|-----------------|--------------|
| Trefl Gdańsk <b>1 3</b> Jastrzębski Węgiel |  |  | Set      | Czas trwania | Wynik częściowy | Wynik        |
| Mecz <b>GDA-JAS</b>                        |  |  | 1        | 00:26        | 6-8 15-16 21-18 | <b>25-20</b> |
| Hala                                       |  |  | 2        | 00:30        | 4-8 12-16 17-21 | <b>21-25</b> |
| Miasto                                     |  |  | 3        | 00:26        | 3-8 7-16 15-21  | <b>17-25</b> |
| Data <b>01/11/2020</b>                     |  |  | 4        | 00:24        | 4-8 12-16 14-21 | <b>18-25</b> |
| Czas <b>14:45</b>                          |  |  | Widzowie |              |                 |              |
| Sędziowie                                  |  |  | Bilety   |              |                 |              |


| Trefl Gdańsk            |                     | Set            |   |   |   |   | Punkty    |           |           |     | Serwis    |           |          | Przyjęcie |          |                  |            | Atak     |           |           | BK         |          |
|-------------------------|---------------------|----------------|---|---|---|---|-----------|-----------|-----------|-----|-----------|-----------|----------|-----------|----------|------------------|------------|----------|-----------|-----------|------------|----------|
|                         |                     | 1              | 2 | 3 | 4 | 5 | Vote      | Tot       | BP        | W-P | Tot       | Err       | Pts      | Tot       | Err      | Pos% (Exc%)      | Tot        | Err      | Blo       | Pts       | Pts%       | Pts      |
| 01                      | Lipiński Bartłomiej | 2              | 3 | 2 | 3 |   | 5.8       | 9         | 5         | .   | 13        | 5         | 3        | 15        | 2        | 20% (13%)        | 13         | .        | 2         | 6         | 46%        | .        |
| 02                      | Wlazły Mariusz      | 1              | 2 | 1 | 2 |   | 6         | 9         | 1         | -5  | 13        | 7         | .        | .         | .        | .                | 24         | 4        | 3         | 7         | 29%        | .        |
| 04                      | Kozub Łukasz        |                |   |   |   |   | 7         | 1         | 1         | +1  | 1         | .         | .        | .         | .        | .                | .          | .        | .         | .         | .          | 1        |
| 05                      | Janusz Marcin       | 4              | 5 | 4 | 5 |   | 6.5       | 2         | 2         | +1  | 12        | 1         | .        | .         | .        | .                | 1          | .        | .         | .         | 0%         | 2        |
| 09                      | Sasak Kewin         |                |   |   |   |   | 5.6       | 4         | 2         | +1  | 7         | .         | 1        | .         | .        | .                | 6          | 2        | 1         | 3         | 50%        | .        |
| 10                      | Reichert Moritz     |                |   |   |   |   | .         | .         | .         | -1  | 4         | 1         | .        | 3         | .        | 0% (0%)          | .          | .        | .         | .         | .          | .        |
| 11                      | Janikowski Mateusz  |                |   |   |   |   | .         | 1         | .         | .   | 3         | 1         | .        | 4         | .        | 75% (25%)        | 5          | .        | .         | 1         | 20%        | .        |
| 12                      | Urbanowicz Karol    |                |   |   |   |   | .         | 1         | .         | -2  | 2         | 2         | .        | .         | .        | .                | 4          | .        | 1         | 1         | 25%        | .        |
| 14                      | L Olenderek Maciej  |                |   |   |   |   | 5.5       | .         | .         | -3  | .         | .         | .        | 26        | 3        | 50% (35%)        | .          | .        | .         | .         | .          | .        |
| 15                      | Mika Mateusz        | 5              | 6 | 5 | 6 |   | 5.7       | 14        | 3         | +5  | 9         | 2         | .        | 27        | 2        | 52% (19%)        | 30         | 2        | 3         | 14        | 47%        | .        |
| 16                      | L Majcherski Fabian |                |   |   |   |   | .         | .         | .         | .   | .         | .         | .        | .         | .        | .                | .          | .        | .         | .         | .          | .        |
| 17                      | Mordyl Bartłomiej   | 3              | 4 | 3 | 4 |   | 6.7       | 5         | .         | +3  | 9         | 1         | .        | .         | .        | .                | 7          | .        | 1         | 5         | 71%        | .        |
| 18                      | Crer Pablo          | 6              | 1 | 6 | 1 |   | 6.5       | 6         | 2         | +4  | 9         | 1         | .        | 1         | .        | 100% (100%)      | 10         | 1        | .         | 6         | 60%        | .        |
| 19                      | Lipiński Seweryn    |                |   |   |   |   | .         | .         | .         | .   | .         | .         | .        | .         | .        | .                | .          | .        | .         | .         | .          | .        |
| <b>Suma zawodnika</b>   |                     |                |   |   |   |   | <b>52</b> | <b>16</b> | <b>+4</b> |     | <b>82</b> | <b>21</b> | <b>4</b> | <b>76</b> | <b>7</b> | <b>45% (24%)</b> | <b>100</b> | <b>9</b> | <b>11</b> | <b>43</b> | <b>43%</b> | <b>5</b> |
|                         |                     | Punkty zdobyte |   |   |   |   | Ser       | Atk       | Blo       | Op  | Er        |           |          |           |          |                  |            |          |           |           |            |          |
| Trener Michał Winiarski |                     | Set 1          |   |   |   |   | 3         | 14        | 1         | 7   | 25        | 7         | 3        | 16        | 1        | 50% (25%)        | 23         | 3        | 1         | 14        | 61%        | 1        |
| Asystent Roberto Rotari |                     | Set 2          |   |   |   |   | .         | 13        | 1         | 7   | 21        | 4         | .        | 21        | 1        | 43% (29%)        | 30         | 2        | 2         | 13        | 43%        | 1        |
|                         |                     | Set 3          |   |   |   |   | 1         | 7         | 1         | 8   | 18        | 5         | 1        | 19        | 3        | 26% (16%)        | 21         | 3        | 4         | 7         | 33%        | 1        |
|                         |                     | Set 4          |   |   |   |   | .         | 9         | 2         | 7   | 18        | 5         | .        | 20        | 2        | 60% (25%)        | 26         | 1        | 4         | 9         | 35%        | 2        |

| Jastrzębski Węgiel       |                         | Set            |   |   |   |   | Punkty    |           |            |     | Serwis    |           |          | Przyjęcie |          |                  |           | Atak     |          |           | BK         |           |
|--------------------------|-------------------------|----------------|---|---|---|---|-----------|-----------|------------|-----|-----------|-----------|----------|-----------|----------|------------------|-----------|----------|----------|-----------|------------|-----------|
|                          |                         | 1              | 2 | 3 | 4 | 5 | Vote      | Tot       | BP         | W-P | Tot       | Err       | Pts      | Tot       | Err      | Pos% (Exc%)      | Tot       | Err      | Blo      | Pts       | Pts%       | Pts       |
| 01                       | Jarosiński Filip        |                |   |   |   |   | .         | .         | .          | .   | .         | .         | .        | .         | .        | .                | .         | .        | .        | .         | .          | .         |
| 03                       | L Popiwczak Jakub       |                |   |   |   |   | 5.5       | .         | .          | -1  | .         | .         | .        | 14        | 1        | 57% (43%)        | .         | .        | .        | .         | .          | .         |
| 04                       | Louati Yacine           | 1              | 1 | 1 | 1 |   | 5.5       | 9         | 3          | +1  | 14        | 3         | 1        | 23        | .        | 61% (35%)        | 17        | 3        | 2        | 7         | 41%        | 1         |
| 05                       | Bucki Jakub             |                |   |   |   |   | .         | .         | .          | .   | .         | .         | .        | .         | .        | .                | .         | .        | .        | .         | .          | .         |
| 08                       | Gierżot Michał          |                |   |   |   |   | .         | .         | .          | .   | 2         | .         | .        | 1         | .        | 0% (0%)          | .         | .        | .        | .         | .          | .         |
| 09                       | Wiśniewski Łukasz       | 5              | 5 | 5 | 5 |   | 6.7       | 8         | 6          | +7  | 12        | 1         | .        | .         | .        | .                | 9         | .        | .        | 4         | 44%        | 4         |
| 10                       | Kampa Lukas             |                | 6 | 6 | 6 |   | 6.7       | 4         | 2          | +1  | 9         | 3         | .        | .         | .        | .                | 2         | .        | .        | 2         | 100%       | 2         |
| 11                       | Al Hachdadi Mohamed     | 3              | 3 | 3 | 3 |   | 6.2       | 18        | 7          | +12 | 17        | 2         | 1        | .         | .        | .                | 30        | 3        | 1        | 17        | 57%        | .         |
| 13                       | Gładyr Jurij            | 2              | 2 | 2 | 2 |   | 7.1       | 14        | 8          | +8  | 20        | 6         | 4        | .         | .        | .                | 8         | .        | .        | 7         | 88%        | 3         |
| 14                       | Tervaportti Eemi        | 6              |   |   |   |   | 5.5       | 1         | 1          | .   | 5         | 1         | 1        | .         | .        | .                | .         | .        | .        | .         | .          | .         |
| 15                       | Szalacha Michał         |                |   |   |   |   | .         | .         | .          | .   | .         | .         | .        | .         | .        | .                | .         | .        | .        | .         | .          | .         |
| 18                       | L Graniczny Maksymilian |                |   |   |   |   | .         | .         | .          | .   | .         | .         | .        | .         | .        | .                | .         | .        | .        | .         | .          | .         |
| 20                       | Cichosz-Dzyga Patryk    |                |   |   |   |   | .         | .         | .          | .   | .         | .         | .        | .         | .        | .                | .         | .        | .        | .         | .          | .         |
| 26                       | Szymura Rafał           | 4              | 4 | 4 | 4 |   | 5.6       | 10        | 3          | +2  | 15        | 2         | .        | 23        | 3        | 39% (22%)        | 22        | 1        | 2        | 9         | 41%        | 1         |
| <b>Suma zawodnika</b>    |                         |                |   |   |   |   | <b>64</b> | <b>30</b> | <b>+30</b> |     | <b>94</b> | <b>18</b> | <b>7</b> | <b>61</b> | <b>4</b> | <b>51% (31%)</b> | <b>88</b> | <b>7</b> | <b>5</b> | <b>46</b> | <b>52%</b> | <b>11</b> |
|                          |                         | Punkty zdobyte |   |   |   |   | Ser       | Atk       | Blo        | Op  | Er        |           |          |           |          |                  |           |          |          |           |            |           |
| Trener Luke Reynolds     |                         | Set 1          |   |   |   |   | 1         | 7         | 1          | 11  | 20        | 4         | 1        | 18        | 3        | 50% (44%)        | 21        | 2        | 1        | 7         | 33%        | 1         |
| Asystent Leszek Dejowski |                         | Set 2          |   |   |   |   | 1         | 16        | 2          | 6   | 25        | 4         | 1        | 17        | .        | 41% (24%)        | 29        | 2        | 1        | 16        | 55%        | 2         |
|                          |                         | Set 3          |   |   |   |   | 3         | 10        | 4          | 8   | 24        | 5         | 3        | 13        | 1        | 46% (31%)        | 18        | 2        | 1        | 10        | 56%        | 4         |
|                          |                         | Set 4          |   |   |   |   | 2         | 13        | 4          | 6   | 25        | 5         | 2        | 13        | .        | 69% (23%)        | 20        | 1        | 2        | 13        | 65%        | 4         |

| Trefl Gdańsk |          |                  |    | Jastrzębski Węgiel                         |     |      |     |     |      |     |       |                  |               |        |          |
|--------------|----------|------------------|----|--|-----|------|-----|-----|------|-----|-------|------------------|---------------|--------|----------|
| Punkty       | R w Diff | Przyjęcie        | 76 | Punkty w przyjęciu                         |     |      |     |     |      |     |       | Przyjęcie        | 61            | Punkty | R w Diff |
|              |          | Punkty SO        | 36 | <b>1 ATAK PO POZYTYWNYM PRZYJĘCIU (+#)</b> |     |      |     |     |      |     |       | Punkty SO        | 34            |        |          |
| 6            | +1       | Co 2.11 przyjęć  |    | Błędy                                      | Blo | Pts% | Tot | Tot | Pts% | Blo | Błędy |                  |               |        |          |
| 5            | -2       | 1 Punkt          |    | 3  | 3   | 59%  | 34  | 31  | 61%  | 1   | 3     | 6                | +4            |        |          |
| 4            | -3       |                  |    | <b>1 ATAK PO NEGATYWNYM PRZYJĘCIU (-!)</b> |     |      |     |     |      |     |       | Co 1.79 przyjęć  | 1 Punkt       | 5      | +4       |
| 3            | -5       | Serwis           | 82 | Błędy                                      | Blo | Pts% | Tot | Tot | Pts% | Blo | Błędy |                  |               |        |          |
| 2            | -4       | Punkty BP        | 16 | 3  | 7   | 28%  | 32  | 23  | 48%  | 1   | 2     | 4                | +7            |        |          |
| 1            | -1       | Co 5.13 zagrywek |    | <b>Atak po obronie</b>                     |     |      |     |     |      |     |       | Co 3.13 zagrywek | 1 Break point | 1      | +1       |
|              |          | 1 Break point    |    | Błędy                                      | Blo | Pts% | Tot | Tot | Pts% | Blo | Błędy |                  |               |        |          |
|              |          |                  |    | 3  | 1   | 41%  | 34  | 34  | 47%  | 3   | 2     | 3                | -3            |        |          |

BP Break point  
Err Błędy  
Pos% Pozytywna +#  
W-P Wyg-Przegr  
Pts Punkty  
Blo Zablokowany  
Exc Doskonała

 Zmiana  
 Ust. początkowe  
 Startowa rotacja  
 Rozpoczęli set

  
volleystation.com