

Aluron CMC Warta Zawiercie **3** **1** LUK LublinMatch **ZAW-LUK-1**Hall  
CityDate **02/04/2022**Time **15:46**

Referees

Spectators

Receipts





Set	Duration	Partial score	Score
1	00:27	8-6 16-12 21-18	<b>25-22</b>
2	00:24	8-5 16-12 21-15	<b>25-18</b>
3	00:26	5-8 12-16 18-21	<b>22-25</b>
4	00:27	8-5 16-11 21-17	<b>25-21</b>

Aluron CMC Warta Zawier...	Set					Points			Serve			Reception			Attack			BK				
	1	2	3	4	5	Vote	Tot	BP	W-L	Tot	Err	Pts	Tot	Err	Pos% (Exc%)	Tot	Err	Blo	Pts	Pts%	Pts	
01 Konarski Dawid	2	2				6.7	9	3	+6	9	2	.	1	.	0% (0%)	11	1	.	8	73%	1	
03 L Żurek Michał						5.5	.	.	-1	.	.	.	8	1	25% (0%)	.	.	.	.	.	.	
05 Zniszczoł Miłosz	1	1				7	3	2	+1	11	2	.	1	.	100% (100%)	1	.	.	1	100%	2	
06 Malinowski Mateusz			2	2		6.1	12	3	+6	10	4	3	1	1	0% (0%)	16	1	2	9	56%	.	
07 Conte Facundo	3	3		3		6.9	16	3	+8	13	6	1	12	.	92% (42%)	25	2	1	15	60%	.	
09 Niemiec Patryk	4	4				5.5	5	1	+4	6	1	.	2	.	0% (0%)	5	.	.	5	100%	.	
11 Bieńkowski Krzysztof						.	.	.	.	.	.	.	.	.	.	.	.	.	.	.	.	.
13 Depowski Dominik				3		8.5	1	1	.	1	.	.	5	.	60% (20%)	3	1	.	.	0%	1	
15 Tavares Rodrigues Miguel	5	5	5	5		7	1	1	-3	20	4	1	.	.	.	.	.	.	.	.	.	
16 L Makoś Bartosz						5.5	.	.	.	.	.	.	11	.	36% (0%)	.	.	.	.	.	.	
17 Orczyk Piotr			6	6		6.2	9	4	+6	5	1	.	12	1	50% (8%)	12	1	2	8	67%	1	
20 Rajsner Wiktor			4	4		5.5	3	1	+2	7	1	1	3	.	33% (0%)	4	.	1	2	50%	.	
25 Szalacha Michał			1	1		7	4	2	+3	6	1	.	.	.	.	2	.	.	2	100%	2	
93 Kovacevic Uros	6	6				6	7	1	+5	8	1	1	8	1	50% (25%)	10	.	1	6	60%	.	
<b>Players total</b>						<b>70</b>	<b>22</b>	<b>+37</b>		<b>96</b>	<b>23</b>	<b>7</b>	<b>64</b>	<b>4</b>	<b>50% (16%)</b>	<b>89</b>	<b>6</b>	<b>7</b>	<b>56</b>	<b>63%</b>	<b>7</b>	
						<b>Points won</b>	<b>Ser</b>	<b>Atk</b>	<b>Blo</b>	<b>Op</b>	<b>Er</b>											
Coach Igor Kolakovic						Set 1	.	14	1	10	24	7	.	16	2	44% (19%)	17	1	.	14	82%	1
Assistant Srdjan Popvic						Set 2	2	15	2	6	25	6	2	12	.	58% (33%)	22	1	2	15	68%	2
						Set 3	3	11	1	7	22	3	3	19	2	42% (11%)	26	2	3	11	42%	1
						Set 4	2	16	3	4	25	7	2	17	.	59% (6%)	24	2	2	16	67%	3

LUK Lublin	Set					Points			Serve			Reception			Attack			BK				
	1	2	3	4	5	Vote	Tot	BP	W-L	Tot	Err	Pts	Tot	Err	Pos% (Exc%)	Tot	Err	Blo	Pts	Pts%	Pts	
01 Nowakowski Jan	5	4	3	4		6.7	8	2	+6	15	2	.	1	.	0% (0%)	10	.	.	6	60%	2	
05 Strulak Jakub						.	.	.	.	.	.	.	.	.	.	.	.	.	.	.	.	.
07 Wachnik Jakub	1	6	5	6		5.5	2	2	-6	14	6	1	27	1	56% (19%)	10	1	4	1	10%	.	
09 Filipiak Bartosz	6	5	4	5		6.3	20	3	+12	12	5	1	2	1	0% (0%)	32	2	2	18	56%	1	
10 Romać Szymon						.	1	.	+1	.	.	.	.	.	.	1	.	.	1	100%	.	
11 Sobala Wojciech						.	.	.	.	1	.	.	.	.	.	.	.	.	.	.	.	.
13 Józwiak Mateusz						8.5	1	.	-2	1	1	.	6	2	50% (0%)	2	.	.	.	0%	1	
14 Pajak Grzegorz	3	2	1	2		6.3	2	2	-3	18	4	2	1	1	0% (0%)	.	.	.	.	.	.	
16 Stajer Konrad	2	1	6	1		6	7	1	+6	12	1	.	1	.	100% (0%)	11	.	.	4	36%	3	
17 L Gregorowicz Szymon						.	.	.	.	.	.	.	.	.	.	.	.	.	.	.	.	.
18 Bereza Szymon						.	.	.	.	.	.	.	.	.	.	.	.	.	.	.	.	.
21 L Watten Dustin						5.5	.	.	.	.	.	.	20	.	55% (30%)	.	.	.	.	.	.	
42 Gniecki Igor						.	.	.	.	.	.	.	.	.	.	.	.	.	.	.	.	.
90 Włodarczyk Wojciech	4	3	2	3		6.1	13	2	+7	14	4	.	15	2	53% (27%)	24	.	1	13	54%	.	
<b>Players total</b>						<b>54</b>	<b>12</b>	<b>+21</b>		<b>87</b>	<b>23</b>	<b>4</b>	<b>73</b>	<b>7</b>	<b>52% (21%)</b>	<b>90</b>	<b>3</b>	<b>7</b>	<b>43</b>	<b>48%</b>	<b>7</b>	
						<b>Points won</b>	<b>Ser</b>	<b>Atk</b>	<b>Blo</b>	<b>Op</b>	<b>Er</b>											
Coach Dariusz Daszkiewicz						Set 1	2	12	.	8	23	7	2	17	.	41% (24%)	19	2	1	12	63%	.
Assistant Maciej Kołodziejczyk						Set 2	.	9	2	7	18	6	.	19	2	47% (16%)	24	.	2	9	38%	2
						Set 3	2	13	3	7	25	6	2	19	3	58% (37%)	23	1	1	13	57%	3
						Set 4	.	9	2	10	21	4	.	18	2	61% (6%)	24	.	3	9	38%	2

Aluron CMC Warta Zawiercie				LUK Lublin							
Points	Reception	64		Kill on reception				Reception	73	Points	
S in Diff	Points SO	48		1st Attack AFTER POSITIVE RECEPTION (+#)				Points SO	42	S in Diff	
6 -1	Each 1.33 receptions			Errors	Blo	Pts%	Tot	Errors	Each 1.74 receptions	6 0	
5 +3	1 Point			1	2	81%	31	38	1 Point	5 -1	
4 +3				1st Attack AFTER NEGATIVE RECEPTION (-!)						4 -9	
3 -1	Serve	96		Errors	Blo	Pts%	Tot	Errors	Serve	3 -2	
2 +2	Points BP	22		2	1	69%	26	27	Points BP	2 -1	
1 +5	Each 4.36 serves			Attack on dig				Each 7.25 serves		1 +2	
	1 Break point			Errors	Blo	Pts%	Tot	Errors	1 Break point		
				3	4	41%	32	25			

BP Break point  
Err Errors  
Pos% Positive +  
W-L Won-Lost  
Pts Points  
Blo Blocked  
Exc Excellent

 Substitute  
 Starting lineup  
 Starting setter  
 Starting serve