





| | | | | | | |
|---|-----------|-----------|------------|--------------|-----------------|--------------|
| Trefl Gdańsk 3 0 Projekt Warszawa | | | Set | Czas trwania | Wynik częściowy | Wynik |
| | | | 1 | 00:23 | 8-6 16-10 21-13 | 25-16 |
| | | | 2 | 00:29 | 8-6 16-15 21-20 | 25-22 |
| | | | 3 | 00:29 | 8-3 16-14 21-16 | 25-23 |
| Mecz | GDA-WAM-1 | Data | 20/02/2022 | Widzowie | | |
| Hala | | Czas | 17:30 | Bilety | | |
| Miasto | | Sędziowie | | | | |

| Trefl Gdańsk | | Set | | | | | Punkty | | | Serwis | | | Przyjęcie | | | Atak | | | BK | | | | |
|-------------------------|---------------------|-------|---|---|---|---|-----------------------|------------|------------|------------|------------|-----------|-----------|----------|------------|--------------|-----------|----------|----------|-----------|------------|-----------|---|
| | | 1 | 2 | 3 | 4 | 5 | Vote | Tot | BP | W-P | Tot | Err | Pts | Tot | Err | Pos% (Exc%) | Tot | Err | Blo | Pts | Pts% | Pts | |
| 01 | Lipiński Bartłomiej | 4 | 4 | 4 | | | 5.9 | 12 | 9 | +4 | 10 | 3 | 4 | 19 | 1 | 53% (26%) | 20 | 2 | 2 | 6 | 30% | 2 | |
| 02 | Wlazły Mariusz | 3 | 3 | 3 | | | 5.5 | 15 | 6 | +7 | 17 | 5 | 4 | . | . | . | 32 | 1 | 2 | 11 | 34% | . | |
| 04 | Kozub Łukasz | | | | | | . | . | . | . | . | . | . | . | . | . | . | . | . | . | . | . | . |
| 07 | L Pruszkowski Dawid | | | | | | . | . | . | . | . | . | . | . | . | . | . | . | . | . | . | . | . |
| 09 | Sasak Kewin | | | | | | . | . | . | . | . | . | . | . | . | . | . | . | . | . | . | . | . |
| 10 | Reichert Moritz | 1 | 1 | 1 | | | 5.5 | 6 | . | +2 | 10 | . | . | 16 | . | 50% (31%) | 21 | 2 | 2 | 6 | 29% | . | |
| 11 | Kampa Lukas | 6 | 6 | 6 | | | 6.3 | 4 | 3 | +3 | 16 | 1 | 2 | . | . | . | 1 | . | . | 1 | 100% | 1 | |
| 12 | Urbanowicz Karol | 2 | 2 | 2 | | | 6.3 | 6 | 3 | +2 | 14 | 4 | . | . | . | . | 4 | . | . | 4 | 100% | 2 | |
| 14 | L Olenderek Maciej | | | | | | 5.5 | . | . | . | . | . | . | 14 | . | 29% (21%) | . | . | . | . | . | . | |
| 15 | Mika Mateusz | | | | | | . | 1 | . | +1 | . | . | . | 1 | . | 100% (0%) | 3 | . | . | 1 | 33% | . | |
| 17 | Mordyl Bartłomiej | 5 | 5 | 5 | | | 7.2 | 10 | 5 | +10 | 5 | . | . | . | . | . | 8 | . | . | 5 | 63% | 5 | |
| 23 | Zaleszczyk Jordan | | | | | | . | . | . | . | . | . | . | . | . | . | . | . | . | . | . | . | . |
| 99 | Łaba Patryk | | | | | | . | . | . | -1 | 1 | 1 | . | . | . | . | . | . | . | . | . | . | . |
| Suma zawodnika | | | | | | | 54 | 26 | +28 | 73 | 14 | 10 | 50 | 1 | 46% | (26%) | 89 | 5 | 6 | 34 | 38% | 10 | |
| | | | | | | | Punkty zdobyte | Ser | Atk | Blo | Op. | Er | | | | | | | | | | | |
| Trener Michał Winiarski | | Set 1 | | | | | 1 | 13 | 5 | 6 | 24 | 5 | 1 | 12 | 1 | 67% (33%) | 22 | . | . | 13 | 59% | 5 | |
| Asystent Roberto Rotari | | Set 2 | | | | | 7 | 10 | 1 | 7 | 25 | 4 | 7 | 19 | . | 37% (26%) | 37 | 2 | 3 | 10 | 27% | 1 | |
| | | Set 3 | | | | | 2 | 11 | 4 | 8 | 24 | 5 | 2 | 19 | . | 42% (21%) | 30 | 3 | 3 | 11 | 37% | 4 | |

| Projekt Warszawa | | Set | | | | | Punkty | | | Serwis | | | Przyjęcie | | | Atak | | | BK | | | | |
|-------------------------|------------------------|-------|---|---|---|---|-----------------------|------------|------------|------------|------------|-----------|-----------|-----------|------------|--------------|-----------|----------|-----------|-----------|------------|----------|---|
| | | 1 | 2 | 3 | 4 | 5 | Vote | Tot | BP | W-P | Tot | Err | Pts | Tot | Err | Pos% (Exc%) | Tot | Err | Blo | Pts | Pts% | Pts | |
| 07 | Trinidad De Haro Angel | | | | | | . | . | . | . | . | . | . | . | . | . | . | . | . | . | . | . | . |
| 08 | Wrona Andrzej | 4 | 4 | | | | 5.5 | . | . | -2 | 5 | 1 | . | 1 | . | 100% (100%) | 3 | . | 1 | . | 0% | . | |
| 09 | Blankenau Jay | 5 | 5 | 1 | | | 5.6 | 2 | 1 | -2 | 12 | 2 | . | 1 | 1 | 0% (0%) | 5 | 1 | . | 2 | 40% | . | |
| 10 | Gałązka Janusz | | | 6 | | | . | 1 | . | . | 2 | 1 | . | 1 | . | 100% (0%) | 2 | . | . | 1 | 50% | . | |
| 11 | Nowakowski Piotr | 1 | 1 | 3 | | | 5.5 | 3 | . | +3 | 6 | . | . | . | . | . | 3 | . | . | 3 | 100% | . | |
| 12 | Petković Dusan | 2 | 2 | 4 | | | 6.6 | 15 | 8 | +6 | 12 | 4 | . | . | . | . | 27 | . | 5 | 12 | 44% | 3 | |
| 13 | Gobelny Igor | 3 | 3 | 5 | | | 6 | 10 | 4 | -1 | 7 | 1 | . | 14 | 5 | 29% (14%) | 20 | 4 | 1 | 8 | 40% | 2 | |
| 14 | Superlak Michał | | | | | | . | 3 | 1 | +2 | 2 | 1 | 1 | . | . | . | 3 | . | . | 2 | 67% | . | |
| 17 | Janikowski Mateusz | 6 | 6 | 2 | | | 5.8 | 5 | 2 | -2 | 9 | 2 | . | 24 | 3 | 50% (25%) | 7 | 1 | 1 | 4 | 57% | 1 | |
| 18 | L Wojtaszek Damian | | | | | | 5.5 | . | . | -1 | . | . | . | 13 | 1 | 31% (15%) | . | . | . | . | . | . | |
| 19 | Jaglarski Dominik | | | | | | 5.5 | . | . | . | 4 | . | . | . | . | . | . | . | . | . | . | . | |
| 23 | Fornal Jan | | | | | | 5.5 | 2 | . | -1 | 4 | 1 | . | 5 | . | 80% (20%) | 7 | . | 2 | 2 | 29% | . | |
| Suma zawodnika | | | | | | | 41 | 16 | +2 | 63 | 13 | 1 | 59 | 10 | 44% | (20%) | 77 | 6 | 10 | 34 | 44% | 6 | |
| | | | | | | | Punkty zdobyte | Ser | Atk | Blo | Op. | Er | | | | | | | | | | | |
| Trener Andrea Anastasi | | Set 1 | | | | | 1 | 9 | . | 6 | 17 | 5 | 1 | 19 | 1 | 58% (32%) | 21 | . | 5 | 9 | 43% | . | |
| Asystent Karol Rędzioch | | Set 2 | | | | | . | 13 | 3 | 6 | 22 | 3 | . | 21 | 7 | 33% (19%) | 27 | 3 | 1 | 13 | 48% | 3 | |
| | | Set 3 | | | | | . | 12 | 3 | 8 | 24 | 5 | . | 19 | 2 | 42% (11%) | 29 | 3 | 4 | 12 | 41% | 3 | |

| Trefl Gdańsk | | | | Projekt Warszawa | | | | | | | | | |
|--------------|----------|------------------|----|-------------------------------------|-----|------|-----|-----|------|-----|-------|------------------|----|
| Punkty | R w Diff | Przyjęcie | 50 | Punkty w przyjęciu | | | | | | | | | |
| | | Punkty SO | 28 | 1 ATAK PO POZYTYWNYM PRZYJĘCIU (+#) | | | | | | | | | |
| 6 | -2 | Co 1.79 przyjęć | | Błędy | Blo | Pts% | Tot | Tot | Pts% | Blo | Błędy | Przyjęcie | 59 |
| 5 | +1 | 1 Punkt | | 2 | 0 | 57% | 23 | 26 | 42% | 5 | 1 | Punkty SO | 25 |
| 4 | +8 | | | 1 ATAK PO NEGATYWNYM PRZYJĘCIU (-!) | | | | | | | | | |
| 3 | 0 | Serwis | 73 | Błędy | Blo | Pts% | Tot | Tot | Pts% | Blo | Błędy | Co 2.36 przyjęć | |
| 2 | -2 | Punkty BP | 26 | 0 | 4 | 25% | 24 | 22 | 41% | 1 | 3 | 1 Punkt | |
| 1 | +9 | Co 2.81 zagrywek | | Atak po obronie | | | | | | | | | |
| | | 1 Break point | | Błędy | Blo | Pts% | Tot | Tot | Pts% | Blo | Błędy | Serwis | 63 |
| | | | | 3 | 2 | 36% | 42 | 29 | 48% | 4 | 2 | Punkty BP | 16 |
| | | | | | | | | | | | | Co 3.94 zagrywek | |
| | | | | | | | | | | | | 1 Break point | |
| | | | | | | | | | | | | | |

BP Break point
Err Błędy
Pos% Pozytywna +#
W-P Wyg-Przegr
Pts Punkty
Blo Zablockowany
Exc Doskonała

 Zmiana
 Ust. początkowe
 Startowa rotacja
 Rozpoczęł set