

PGE Skra Bełchatów **3** **1** GKS Katowice

Match BEL-KAT

Hall

City

Date 17/12/2021

Time 00:00

Referees

Spectators

Receipts





Set	Duration	Partial score			Score
1	00:28	8-5	15-16	21-19	25-22
2	00:25	8-7	12-16	15-21	19-25
3	00:28	8-7	16-15	21-18	25-20
4	00:24	8-4	16-6	21-9	25-16

	Set					Vote	Points			Serve			Reception			Attack			BK Pts		
	1	2	3	4	5		Tot	BP	W-L	Tot	Err	Pts	Tot	Err	Pos% (Exc%)	Tot	Err	Blo		Pts	Pts%
05 Sawicki Mikołaj						.	1	.	.	1	1	.	1	.	100% (0%)	1	.	.	1	100%	.
06 Kłos Karol	4	5	4	5		7	11	5	+9	13	1	1	1	.	0% (0%)	6	.	1	4	67%	6
07 Schulz Damian				3		6.3	9	1	+6	7	2	14	1	.	9	64%	.
08 L Kooy Dick						7	.	71% (29%)
09 Täht Robert	3	4	3	4		5.7	14	2	+5	16	3	1	33	2	33% (3%)	25	1	3	13	52%	.
11 Ebadipour Milad	6	1	6	1		6.1	14	8	+6	8	2	.	13	1	62% (31%)	25	1	4	12	48%	2
14 Atanasijevic Aleksander	2	3	2			5.5	4	1	-5	11	4	16	2	3	3	19%	1
15 Łomacz Grzegorz	5	6	5	6		5.8	1	1	.	20	1	.	1	.	0% (0%)	1
16 L Piechocki Kacper						5.5	.	.	-1	.	.	.	15	1	40% (13%)
17 Adamczyk Sebastian						.	1	.	+1	1	2	.	.	1	50%	.
18 Milczarek Robert						1	.	100% (0%)
20 Bieniek Mateusz	1	2	1	2		6.7	14	4	+10	16	2	1	1	.	100% (0%)	16	1	1	10	63%	3
26 Mitić Mihajlo					
Players total							69	22	+31	93	16	3	73	4	45% (12%)	105	6	12	53	50%	13
		Points won		Ser		Atk		Blo		Op		Er									
Coach Slobodan Kovač		Set 1	1	14	3	7	25	5	1	19	1	42% (11%)	29	2	3	14	48%	3			
Assistant Radosław Kolanek		Set 2	1	11	2	5	19	6	1	21	2	52% (10%)	23	1	4	11	48%	2			
		Set 3	1	13	4	7	25	2	1	17	1	29% (12%)	28	1	3	13	46%	4			
		Set 4	.	15	4	6	24	3	.	16	.	56% (19%)	25	2	2	15	60%	4			

	Set					Vote	Points			Serve			Reception			Attack			BK Pts		
	1	2	3	4	5		Tot	BP	W-L	Tot	Err	Pts	Tot	Err	Pos% (Exc%)	Tot	Err	Blo		Pts	Pts%
01 Drzazga Kamil					
04 L Mariański Bartosz						5.5	.	.	-2	.	.	.	28	2	54% (11%)
07 Jarosz Jakub	2	6	2	6		6.1	14	4	+3	9	5	1	1	.	0% (0%)	23	4	2	11	48%	2
08 Lewandowski Jakub					
09 Kania Marcin	1	5	1	5		6	6	3	+2	12	.	.	1	1	0% (0%)	11	2	1	3	27%	3
10 Kogut Damian					
11 Nowosielski Jakub						1
13 Ma'a Micah	5	3	5	3		6.2	4	3	+1	12	2	1	1	.	0% (0%)	2	1	.	.	0%	3
14 Rousseaux Tomasz	6	4	6	4		5.9	12	2	+5	12	3	.	26	.	46% (4%)	21	2	2	11	52%	1
16 Hain Piotr	4	2	4	2		5.5	1	.	-2	13	4	1	2	1	25%	.
18 Domagała Damian						5.6	4	.	+1	5	1	8	.	2	3	38%	1
19 Quiroga Gonzalo	3	1	3	1		6	19	4	+12	20	.	2	20	.	50% (5%)	32	3	4	15	47%	2
23 L Ogórek Dawid					
Players total							60	16	+20	84	11	4	77	3	48% (6%)	101	13	13	44	44%	12
		Points won		Ser		Atk		Blo		Op		Er									
Coach Grzegorz Słaby		Set 1	1	11	3	7	22	3	1	20	1	60% (10%)	29	4	3	11	38%	3			
Assistant Damian Musiak		Set 2	2	12	4	7	25	4	2	13	1	62% (0%)	19	1	2	12	63%	4			
		Set 3	1	13	3	3	20	3	1	23	1	35% (4%)	29	4	4	13	45%	3			
		Set 4	.	8	2	6	17	1	.	21	.	43% (10%)	24	4	4	8	33%	2			

PGE Skra Bełchatów				GKS Katowice							
Points	Reception	73		Kill on reception				Reception	77	Points	
S in Diff	Points SO	47		1st Attack AFTER POSITIVE RECEPTION (+#)				Points SO	44	S in Diff	
6 -5	Each 1.55 receptions			Errors	Blo	Pts%	Tot	Errors	Blo	Pts%	Tot
5 +2	1 Point			2	5	55%	33	37	49%	4	4
4 -1				1st Attack AFTER NEGATIVE RECEPTION (-!)				Each 1.75 receptions		6 +3	
3 +4	Serve	93		Errors	Blo	Pts%	Tot	Errors	Blo	Pts%	Tot
2 -1	Points BP	22		3	2	49%	35	33	48%	6	3
1 +12	Each 4.23 serves			Attack on dig				1 Point		4 -4	
	1 Break point			Errors	Blo	Pts%	Tot	Errors	Blo	Pts%	Tot
				1	5	49%	37	31	32%	3	6
				Serve				84		3 +2	
				Points BP				16		2 -2	
				Each 5.25 serves						1 -5	
				1 Break point							

BP Break point
Err Errors
Pos% Positive +#
W-L Won-Lost
Pts Points
Blo Blocked
Exc Excellent

 Substitute
 Starting lineup
 Starting setter
 Starting serve