

Aluron CMC Warta Zawiercie **3 1** GKS KATOWICEMatch **ZAW-KAT**Hall  
CityDate **16/10/2021**Time **14:14**

Referees

Spectators

Receipts





Set	Duration	Partial score	Score
1	00:28	7-8 15-16 17-21	<b>21-25</b>
2	00:31	4-8 15-16 21-20	<b>25-20</b>
3	00:26	8-5 16-12 21-17	<b>25-19</b>
4	00:30	8-2 16-14 21-18	<b>25-21</b>

	Set	1	2	3	4	5	Vote	Points			Serve			Reception			Attack			BK Pts																																						
								Tot	BP	W-L	Tot	Err	Pts	Tot	Err	Pos% (Exc%)	Tot	Err	Blo		Pts	Pts%																																				
01	Konarski Dawid						6.3	5	1	+4	3	.	.	.	.	.	12	1	2	3	25%	2																																				
03	L Żurek Michał						5.5	.	.	.	.	.	19	.	68% (26%)	.	.	.	.	.	.	.																																				
05	Zniszczoł Miłosz						6.3	8	4	+6	20	2	2	2	50% (0%)	5	.	.	4	80%	2																																					
06	Malinowski Mateusz						5.6	9	5	+4	15	3	2	.	.	15	2	1	7	47%	.																																					
07	Conte Facundo						5.5	2	1	-1	3	.	.	4	1	50% (25%)	12	2	1	2	17%	.																																				
09	Niemiec Patryk						5.5	5	2	+4	11	1	1	2	100% (0%)	5	.	1	4	80%	.																																					
13	Depowski Dominik						.	.	.	.	.	.	.	.	.	.	.	.	.	.	.	.																																				
14	Cavanna Maximiliano						6.6	2	1	+1	10	.	1	.	.	2	1	.	1	50%	.																																					
15	Tavares Rodrigues Miguel						5.4	1	1	+1	6	.	1	.	.	.	.	.	.	.	.	.																																				
16	L Makoś Bartosz						.	.	.	.	.	.	.	.	.	.	.	.	.	.	.	.																																				
17	Orczyk Piotr						6.5	19	7	+13	11	3	1	20	1	45% (15%)	28	2	.	15	54%	3																																				
20	Rajsner Wiktor						8.5	1	1	.	2	1	.	.	.	1	.	.	.	.	0%	1																																				
25	Szalacha Michał						.	.	.	.	.	.	.	.	.	.	.	.	.	.	.	.																																				
93	Kovacevic Uros						5.9	21	6	+16	14	1	2	28	2	64% (14%)	35	2	3	19	54%	.																																				
<b>Players total</b>								<b>73</b>	<b>29</b>	<b>+48</b>	<b>95</b>	<b>11</b>	<b>10</b>	<b>75</b>	<b>4</b>	<b>60% (17%)</b>	<b>115</b>	<b>10</b>	<b>8</b>	<b>55</b>	<b>48%</b>	<b>8</b>																																				
								Points won			Ser			Atk			Blo			Op.Er																																						
Coach Igor Kolakovic								Set 1			1			14			1			5			21			3			1			22			1			68% (27%)			35			2			3			14			40%			1		
Assistant Srdjan Popvic								Set 2			3			16			2			4			25			1			3			18			.			56% (6%)			32			3			3			16			50%			2		
								Set 3			2			13			3			7			24			3			2			16			1			75% (31%)			24			2			2			13			54%			3		
								Set 4			4			12			2			7			25			4			4			19			2			42% (5%)			24			3			12			50%			2					

	Set	1	2	3	4	5	Vote	Points			Serve			Reception			Attack			BK Pts																																						
								Tot	BP	W-L	Tot	Err	Pts	Tot	Err	Pos% (Exc%)	Tot	Err	Blo		Pts	Pts%																																				
01	Drzazga Kamil						.	.	.	.	.	.	.	.	.	.	.	.	.	.	.	.																																				
02	Szymański Jakub						5.6	8	.	+1	12	3	.	20	2	40% (5%)	23	2	1	8	35%	.																																				
04	L Mariański Bartosz						5.5	.	.	-4	.	.	.	21	4	43% (5%)	.	.	.	.	.	.																																				
07	Jarosz Jakub						5.9	15	3	+11	9	3	.	1	.	0% (0%)	27	1	5	14	52%	1																																				
08	Lewandowski Jakub						.	.	.	.	1	.	.	.	.	.	.	.	.	.	.	.																																				
09	Kania Marcin						6.8	9	3	+8	12	.	.	.	.	.	10	1	.	7	70%	2																																				
10	Kogut Damian						.	2	.	+1	4	.	.	8	1	50% (13%)	2	.	.	2	100%	.																																				
11	Nowosielski Jakub						8.5	.	.	-1	4	.	.	1	1	0% (0%)	1	.	.	.	0%	.																																				
13	Ma'a Micah						6.1	5	4	+4	11	1	2	.	.	.	3	.	.	2	67%	1																																				
14	Rousseaux Tomas						5.5	12	4	+5	14	1	2	31	2	42% (6%)	31	4	2	9	29%	1																																				
16	Hain Piotr						6.7	8	4	+5	16	2	.	2	.	0% (0%)	8	1	.	5	63%	3																																				
18	Domagała Damian						.	1	.	.	3	1	.	.	.	.	1	.	.	1	100%	.																																				
19	Quiroga Gonzalo						.	.	.	.	.	.	.	.	.	.	.	.	.	.	.	.																																				
23	L Ogórek Dawid						.	.	.	.	.	.	.	.	.	.	.	.	.	.	.	.																																				
<b>Players total</b>								<b>60</b>	<b>18</b>	<b>+30</b>	<b>86</b>	<b>11</b>	<b>4</b>	<b>84</b>	<b>10</b>	<b>40% (6%)</b>	<b>106</b>	<b>9</b>	<b>8</b>	<b>48</b>	<b>45%</b>	<b>8</b>																																				
								Points won			Ser			Atk			Blo			Op.Er																																						
Coach Grzegorz Slaby								Set 1			1			14			3			7			25			3			1			18			1			56% (6%)			30			1			1			14			47%			3		
Assistant Damian Musiak								Set 2			.			13			3			4			20			2			.			24			3			29% (8%)			28			2			2			13			46%			3		
								Set 3			1			11			2			5			20			4			1			21			2			43% (5%)			23			3			3			11			48%			2		
								Set 4			2			10			.			9			21			2			2			21			4			38% (5%)			25			3			2			10			40%			.		

Aluron CMC Warta Zawiercie				GKS KATOWICE							
Points	Reception	75		Kill on reception				Reception	84	Points	
S in Diff	Points SO	44		1st Attack AFTER POSITIVE RECEPTION (+#)				Points SO	42	S in Diff	
6 +4	Each 1.7 receptions		Errors	Blo	Pts%	Tot	Tot	Pts%	Blo	Errors	
5 -4	1 Point		2	1	58%	45	33	58%	1	3	
4 +4			1st Attack AFTER NEGATIVE RECEPTION (-!)								
3 -2	Serve	95	Errors	Blo	Pts%	Tot	Tot	Pts%	Blo	Errors	
2 +3	Points BP	29	3	4	40%	20	33	39%	5	2	
1 +6	Each 3.28 serves		Attack on dig								
	1 Break point		Errors	Blo	Pts%	Tot	Tot	Pts%	Blo	Errors	
			5	3	42%	50	40	40%	2	4	
							Reception	86	Points		
							Points SO	18	S in Diff		
							Each 4.78 serves				
							1 Break point				

BP Break point  
Err Errors  
Pos% Positive +#  
W-L Won-Lost  
Pts Points  
Blo Blocked  
Exc Excellent

 Substitute  
 Starting lineup  
 Starting setter  
 Starting serve