





| | | | | | | |
|---|---------|-----------|------------|--------------|-----------------|--------------|
| Trefl Gdańsk 3 0 Cerrad Enea Czarni Radom | | | Set | Czas trwania | Wynik częściowy | Wynik |
| | | | 1 | 00:30 | 8-7 16-13 21-19 | 25-21 |
| | | | 2 | 00:31 | 7-8 16-11 21-16 | 25-21 |
| | | | 3 | 00:30 | 8-6 16-10 21-17 | 25-20 |
| Mecz | GDA-RAM | Data | 24/10/2022 | Widzowie | | |
| Hala | | Czas | 17:36 | Bilety | | |
| Miasto | | Sędziowie | | | | |

| Trefl Gdańsk | | Set | | | | | Punkty | | | Serwis | | | Przyjęcie | | | Atak | | | BK | | | | |
|---|----------------------|-------|---|---|---|---|-----------------------|------------|------------|------------|-----------|-----------|-----------|----------|------------|--------------|-----------|----------|----------|-----------|------------|-----------|---|
| | | 1 | 2 | 3 | 4 | 5 | Vote | Tot | BP | W-P | Tot | Err | Pts | Tot | Err | Pos% (Exc%) | Tot | Err | Blo | Pts | Pts% | Pts | |
| 01 | Gałązka Janusz | | | | | | . | . | . | . | . | . | . | . | . | . | . | . | . | . | . | . | . |
| 02 | Wlazły Mariusz | | | | | | . | . | . | . | . | . | . | . | . | . | . | . | . | . | . | . | . |
| 03 | Martínez Jan Franchi | | | | | | . | . | . | . | . | . | . | 2 | . | 0% (0%) | . | . | . | . | . | . | . |
| 04 | L Perry Luke | | | | | | 6.6 | . | . | -1 | . | . | . | 14 | 1 | 79% (43%) | . | . | . | . | . | . | . |
| 05 | Niemiec Patryk | | 2 | 1 | 2 | | 7 | 4 | 3 | +3 | 11 | . | . | . | . | . | 6 | 1 | . | 1 | 17% | 3 | |
| 06 | Czerwiński Jakub | | 1 | 6 | 1 | | 5.5 | 7 | 1 | +3 | 12 | 2 | . | 19 | . | 32% (16%) | 18 | 1 | 1 | 6 | 33% | 1 | |
| 07 | L Pruszkowski Dawid | | | | | | . | . | . | . | . | . | . | . | . | . | . | . | . | . | . | . | . |
| 09 | Nasevich Aliaksei | | | | | | . | . | . | -1 | 2 | 1 | . | . | . | . | . | . | . | . | . | . | . |
| 10 | Bołądz Bartłomiej | | 3 | 2 | 3 | | 6.5 | 17 | 12 | +7 | 19 | 3 | 4 | . | . | . | 27 | 2 | 5 | 10 | 37% | 3 | |
| 11 | Kampa Lukas | | 6 | 5 | 6 | | 5.7 | 3 | . | +3 | 11 | . | . | . | . | . | 3 | . | . | 3 | 100% | . | |
| 12 | Urbanowicz Karol | | 5 | 4 | 5 | | 6.5 | 10 | 3 | +7 | 10 | 2 | 1 | 3 | . | 0% (0%) | 12 | . | 1 | 7 | 58% | 2 | |
| 15 | Sawicki Mikołaj | | 4 | 3 | 4 | | 6 | 13 | 5 | +5 | 8 | 4 | . | 15 | 1 | 53% (33%) | 25 | 1 | 2 | 11 | 44% | 2 | |
| 19 | Droszyński Kamil | | | | | | . | . | . | . | . | . | . | . | . | . | . | . | . | . | . | . | . |
| 23 | Zaleszczyk Jordan | | | | | | . | . | . | . | . | . | . | . | . | . | . | . | . | . | . | . | . |
| Suma zawodnika | | | | | | | 54 | 24 | +26 | 73 | 12 | 5 | 53 | 2 | 47% | (26%) | 91 | 5 | 9 | 38 | 42% | 11 | |
| | | | | | | | Punkty zdobyte | Ser | Atk | Blo | Op | Er | | | | | | | | | | | |
| Trener Igor Juricic | | Set 1 | | | | | 3 | 11 | 2 | 9 | 24 | 5 | 3 | 16 | . | 69% (25%) | 25 | 1 | 4 | 11 | 44% | 2 | |
| Asystent Karol, Posmyk Dominik Rędzioch | | Set 2 | | | | | 1 | 11 | 6 | 7 | 25 | 4 | 1 | 17 | . | 29% (24%) | 30 | 1 | 4 | 11 | 37% | 6 | |
| | | Set 3 | | | | | 1 | 16 | 3 | 5 | 24 | 3 | 1 | 20 | 2 | 45% (30%) | 36 | 3 | 1 | 16 | 44% | 3 | |

| Cerrad Enea Czarni Radom | | Set | | | | | Punkty | | | Serwis | | | Przyjęcie | | | Atak | | | BK | | | | |
|------------------------------|---------------------|-------|---|---|---|---|-----------------------|------------|------------|------------|-----------|-----------|-----------|----------|------------|--------------|-----------|----------|-----------|-----------|------------|----------|---|
| | | 1 | 2 | 3 | 4 | 5 | Vote | Tot | BP | W-P | Tot | Err | Pts | Tot | Err | Pos% (Exc%) | Tot | Err | Blo | Pts | Pts% | Pts | |
| 01 | Schulz Damian | | 3 | 3 | 3 | | 6 | 11 | 2 | +3 | 7 | 1 | . | 1 | 1 | 0% (0%) | 25 | 3 | 3 | 9 | 36% | 2 | |
| 02 | Ostrowski Michał | | | | | | . | . | . | . | . | . | . | . | . | . | . | . | . | . | . | . | . |
| 03 | Nowak Wiktor | | | | | | 5.8 | 1 | . | -1 | 5 | 2 | . | . | . | . | 1 | . | . | 1 | 100% | . | |
| 04 | Tammemaa Timo | | 5 | 5 | 5 | | 5.5 | 2 | 2 | -1 | 8 | 1 | . | 1 | . | 100% (0%) | 8 | . | 2 | 1 | 13% | 1 | |
| 05 | Borges Mauricio | | 1 | 1 | | | 5.5 | 3 | . | -3 | 6 | 2 | . | 9 | 2 | 22% (11%) | 10 | 1 | 1 | 3 | 30% | . | |
| 06 | Łukasik Piotr | | 4 | 4 | 4 | | 6.5 | 14 | 5 | +9 | 10 | 1 | 1 | 18 | . | 44% (0%) | 23 | 2 | 2 | 10 | 43% | 3 | |
| 07 | Lemański Bartłomiej | | 2 | 2 | 2 | | 6.8 | 10 | 5 | +6 | 14 | 2 | 1 | 2 | . | 100% (50%) | 13 | 1 | 1 | 6 | 46% | 3 | |
| 08 | Rusin Paweł | | | | 1 | | 5.5 | 3 | 1 | -2 | 4 | 2 | . | 5 | . | 40% (20%) | 10 | 2 | 1 | 3 | 30% | . | |
| 09 | Gąsior Daniel | | | | | | . | . | . | . | 2 | . | . | . | . | . | 1 | . | . | . | 0% | . | |
| 11 | Warda Sebastian | | | | | | . | 1 | 1 | +1 | 1 | . | . | . | . | . | 1 | . | . | 1 | 100% | . | |
| 12 | Woicki Paweł | | 6 | 6 | 6 | | 5.9 | . | . | . | 5 | . | . | 1 | . | 0% (0%) | . | . | . | . | . | . | |
| 13 | L Masłowski Mateusz | | | | | | 5.5 | . | . | -2 | . | . | . | 21 | 2 | 62% (19%) | . | . | . | . | . | . | |
| 17 | Firszt Bartosz | | | | | | . | . | . | -1 | 2 | . | . | 3 | . | 100% (33%) | 1 | . | 1 | . | 0% | . | |
| 18 | L Nowowski Maciej | | | | | | . | . | . | . | . | . | . | . | . | . | . | . | . | . | . | . | . |
| Suma zawodnika | | | | | | | 45 | 16 | +9 | 64 | 11 | 2 | 61 | 5 | 51% | (13%) | 93 | 9 | 11 | 34 | 37% | 9 | |
| | | | | | | | Punkty zdobyte | Ser | Atk | Blo | Op | Er | | | | | | | | | | | |
| Trener Jacek Nawrocki | | Set 1 | | | | | . | 11 | 4 | 6 | 22 | 6 | . | 19 | 3 | 32% (5%) | 29 | 3 | 2 | 11 | 38% | 4 | |
| Asystent Krzysztof Michalski | | Set 2 | | | | | . | 12 | 4 | 5 | 21 | 4 | . | 21 | 1 | 52% (10%) | 30 | 2 | 6 | 12 | 40% | 4 | |
| | | Set 3 | | | | | 2 | 11 | 1 | 6 | 21 | 1 | 2 | 21 | 1 | 67% (24%) | 34 | 4 | 3 | 11 | 32% | 1 | |

| Trefl Gdańsk | | | | Cerrad Enea Czarni Radom | | | | | | | | | | | |
|--------------|------------------|----|--|-------------------------------------|-----|------|-----|-----|------|-----|-------|---------------|----|----------|--|
| Punkty | Przyjęcie | 53 | | Punkty w przyjęciu | | | | | | | | Przyjęcie | 61 | Punkty | |
| R w Diff | Punkty SO | 30 | | 1 ATAK PO POZYTYWNYM PRZYJĘCIU (++) | | | | | | | | Punkty SO | 29 | R w Diff | |
| 6 +5 | Co 1.77 przyjęć | | | Błędy | Blo | Pts% | Tot | Tot | Pts% | Blo | Błędy | 6 | -4 | | |
| 5 -1 | 1 Punkt | | | 2 | 1 | 36% | 25 | 31 | 48% | 3 | 3 | 5 | -5 | | |
| 4 +9 | | | | 1 ATAK PO NEGATYWNYM PRZYJĘCIU (-!) | | | | | | | | | 4 | +2 | |
| 3 -3 | Serwis | 73 | | Błędy | Blo | Pts% | Tot | Tot | Pts% | Blo | Błędy | 3 | -1 | | |
| 2 +1 | Punkty BP | 24 | | 0 | 4 | 45% | 22 | 21 | 19% | 3 | 3 | 2 | -2 | | |
| 1 +2 | Co 3.04 zagrywek | | | Atak po obronie | | | | | | | | Co 4 zagrywek | 1 | -3 | |
| | 1 Break point | | | Błędy | Blo | Pts% | Tot | Tot | Pts% | Blo | Błędy | 1 | | | |
| | | | | 3 | 4 | 43% | 44 | 41 | 37% | 5 | 3 | | | | |

BP Break point
Err Błędy
Pos% Pozytywna +
W-P Wyg-Przegr
Pts Punkty
Blo Zablockowany
Exc Doskonała

 Zmiana
 Ust. początkowe
 Startowa rotacja
 Rozpoczekli set