





| | | | | | | |
|--|-----------|-----------|------------|--------------|-----------------|--------------|
| Ślepsk Malow Suwałki 0 3 Barkom Każany Lwów | | | Set | Czas trwania | Wynik częściowy | Wynik |
| | | | 1 | 00:25 | 7-8 16-14 21-19 | 23-25 |
| | | | 2 | 00:27 | 6-8 16-13 20-21 | 23-25 |
| | | | 3 | 00:24 | 7-8 12-16 17-21 | 21-25 |
| Mecz | SUW-LWO-2 | Data | 03/02/2024 | Widzowie | | |
| Hala | | Czas | 19:51 | Bilety | | |
| Miasto | | Sędziowie | | | | |

| | Set | Vote | Punkty | | | Serwis | | | Przyjęcie | | | Atak | | | BK | | | | | | |
|-----------------------------|-------|----------------|-----------|-----------|------------|-----------|-----------|----------|-----------|----------|---------------------------|-----------|----------|-------------|-----------|------------|----------|-----|-----|------|-----|
| | | | 1 | 2 | 3 | Tot | BP | W-P | Tot | Err | Pts | Tot | Err | Pos% (Exc%) | | Tot | Err | Blo | Pts | Pts% | Pts |
| 01 Sanchez Matias | 6 6 6 | 6.3 | . | . | -1 | 10 | 1 | . | . | . | . | . | . | . | . | . | . | . | . | . | . |
| 02 Stajer Konrad | 2 2 2 | 7 | 10 | 3 | +8 | 11 | 2 | . | 2 | . | 50% (0%) | 11 | . | . | 8 | 73% | 2 | . | . | . | |
| 04 Gallego Joaquin | 5 5 | . | 1 | 1 | -3 | 3 | 2 | . | . | . | . | 3 | 2 | . | 1 | 33% | . | . | . | . | |
| 05 Żakieta Arkadiusz | 3 | 6.8 | 11 | 2 | +5 | 10 | 3 | . | 3 | 1 | 67% (67%) | 18 | 1 | 1 | 9 | 50% | 2 | . | . | . | |
| 09 Filipiak Bartosz | 3 3 | 6.3 | 5 | 2 | . | 3 | 1 | . | 1 | 1 | 0% (0%) | 13 | 2 | 1 | 4 | 31% | 1 | . | . | . | |
| 12 Rudzewicz Łukasz | | . | . | . | . | . | . | . | . | . | . | . | . | . | . | . | . | . | . | . | . |
| 14 Štern Žiga | 1 1 1 | 5.5 | 8 | 3 | +3 | 12 | 2 | 1 | 17 | 1 | 65% (24%) | 17 | . | 2 | 7 | 41% | . | . | . | . | |
| 15 Halaba Paweł | | . | . | . | . | . | . | . | . | . | . | . | . | . | . | . | . | . | . | . | . |
| 16 L Filipowicz Paweł | | . | . | . | . | . | . | . | . | . | . | . | . | . | . | . | . | . | . | . | . |
| 17 Firszt Bartosz | 4 4 4 | 5.6 | 11 | 2 | +4 | 15 | 1 | 2 | 29 | 3 | 52% (21%) | 16 | . | 3 | 9 | 56% | . | . | . | . | |
| 24 L Czunkiewicz Mateusz | 3 3 3 | 5.5 | . | . | -2 | . | . | . | 10 | 2 | 30% (30%) | . | . | . | . | . | . | . | . | . | . |
| 25 Kaciczak Ernest | 3 | . | . | . | . | . | . | . | . | . | . | . | . | . | . | . | . | . | . | . | . |
| 91 Buculjević Maksim | 3 3 | . | . | . | . | . | . | . | . | . | . | . | . | . | . | . | . | . | . | . | . |
| 95 Macyra Jakub | 3 3 5 | 5.5 | 5 | 1 | +4 | 5 | 1 | . | . | . | . | 4 | . | . | 4 | 100% | 1 | . | . | . | . |
| Suma zawodnika | | | 51 | 14 | +18 | 69 | 13 | 3 | 62 | 8 | 52% (24%) | 82 | 5 | 7 | 42 | 51% | 6 | | | | |
| | | Punkty zdobyte | Ser | Atk | Blo | Op | Er | | | | | | | | | | | | | | |
| Trener Dominik Kwapisiewicz | | Set 1 | 2 | 13 | 1 | 7 | 24 | 5 | 2 | 19 | 2 | 47% (37%) | 30 | 4 | 2 | 13 | 43% | 1 | | | |
| Asystent Mateusz Kuśmierz | | Set 2 | 1 | 14 | 3 | 5 | 23 | 3 | 1 | 22 | 4 | 50% (14%) | 28 | 1 | 4 | 14 | 50% | 3 | | | |
| | | Set 3 | . | 15 | 2 | 4 | 22 | 5 | . | 21 | 2 | 57% (24%) | 24 | . | 1 | 15 | 63% | 2 | | | |

| | Set | Vote | Punkty | | | Serwis | | | Przyjęcie | | | Atak | | | BK | | | | | | |
|-------------------------|-------|----------------|-----------|-----------|------------|-----------|-----------|----------|-----------|----------|---------------------------|-----------|----------|-------------|-----------|------------|----------|-----|-----|------|-----|
| | | | 1 | 2 | 3 | Tot | BP | W-P | Tot | Err | Pts | Tot | Err | Pos% (Exc%) | | Tot | Err | Blo | Pts | Pts% | Pts |
| 01 Gueye Moussé | 1 6 1 | 6.3 | 6 | 3 | +1 | 12 | 4 | 2 | 1 | . | 0% (0%) | 7 | 1 | . | 4 | 57% | . | . | . | . | |
| 02 Kovalov Ilia | 6 5 6 | 6.1 | 12 | 4 | +9 | 11 | 1 | 2 | 21 | . | 67% (33%) | 15 | 2 | . | 9 | 60% | 1 | . | . | . | |
| 03 Mazenko Bohdan | | . | . | . | . | . | . | . | . | . | . | . | . | . | . | . | . | . | . | . | . |
| 04 Shevchenko Oleh | | . | . | . | . | . | . | . | . | . | . | . | . | . | . | . | . | . | . | . | . |
| 06 Holoven Oleksii | | . | . | . | . | . | . | . | . | . | . | . | . | . | . | . | . | . | . | . | . |
| 07 Palonsky Luciano | 3 2 3 | 5.7 | 12 | 1 | +4 | 11 | 3 | . | 16 | 1 | 38% (13%) | 26 | 2 | 2 | 12 | 46% | . | . | . | . | |
| 09 Dardzans Kristers | 3 3 3 | . | 1 | 1 | +1 | . | . | . | . | . | . | . | . | . | . | . | . | . | . | . | 1 |
| 11 L Kanaiev Dmytro | | . | . | . | . | . | . | . | . | . | . | . | . | . | . | . | . | . | . | . | . |
| 12 Shchurov Vladyslav | 4 3 4 | 6.3 | 5 | 3 | +3 | 6 | . | . | 2 | 1 | 50% (0%) | 5 | . | 1 | 3 | 60% | 2 | . | . | . | |
| 13 Tupchii Vasyl | 5 4 5 | 7.2 | 19 | 7 | +13 | 13 | 3 | 3 | . | . | . | 19 | . | 3 | 13 | 68% | 3 | . | . | . | |
| 14 Dovhy Illia | | . | . | . | . | . | . | . | . | . | . | . | . | . | . | . | . | . | . | . | . |
| 16 Kucher Vitalii | 3 3 3 | 5.5 | . | . | . | 5 | . | . | . | . | . | . | . | . | . | . | . | . | . | . | . |
| 17 Petrovs Deniss | 2 1 2 | 6.3 | 1 | 1 | +1 | 15 | . | 1 | . | . | . | . | . | . | . | . | . | . | . | . | . |
| 21 L Pampushko Yaroslav | 3 3 3 | 5.5 | . | . | -1 | . | . | . | 16 | 1 | 50% (19%) | . | . | . | . | . | . | . | . | . | . |
| Suma zawodnika | | | 56 | 20 | +31 | 73 | 11 | 8 | 56 | 3 | 52% (21%) | 72 | 5 | 6 | 41 | 57% | 7 | | | | |
| | | Punkty zdobyte | Ser | Atk | Blo | Op | Er | | | | | | | | | | | | | | |
| Trener Ugis Krastins | | Set 1 | 2 | 12 | 2 | 9 | 24 | 5 | 2 | 19 | 2 | 53% (21%) | 22 | 2 | 1 | 12 | 55% | 2 | | | |
| Asystent Arturs Tinte | | Set 2 | 4 | 12 | 4 | 5 | 25 | 3 | 4 | 20 | 1 | 50% (20%) | 25 | 2 | 3 | 12 | 48% | 4 | | | |
| | | Set 3 | 2 | 17 | 1 | 5 | 24 | 3 | 2 | 17 | . | 53% (24%) | 25 | 1 | 2 | 17 | 68% | 1 | | | |

| Ślepsk Malow Suwałki | | | | Barkom Każany Lwów | | | | | | | |
|----------------------|------------------|----|------------------------------------|-------------------------------------|------|-----|-----|-----------|-----|----------|--|
| Punkty | Przyjęcie | 62 | | Punkty w przyjęciu | | | | Przyjęcie | 56 | Punkty | |
| R w Diff | Punkty SO | 37 | | 1 ATAK PO POZYTYWNYM PRZYJĘCIU (++) | | | | Punkty SO | 36 | R w Diff | |
| 6 -1 | Co 1.68 przyjęć | | Błędy | Blo | Pts% | Tot | Tot | Pts% | Blo | Błędy | |
| 5 -1 | 1 Punkt | | 2 | 1 | 56% | 32 | 29 | 62% | 3 | 3 | |
| 4 +2 | | | 1 ATAK PO NEGATYWNYM PRZYJĘCIU (-) | | | | | | | | |
| 3 -2 | Serwis | 69 | Błędy | Blo | Pts% | Tot | Tot | Pts% | Blo | Błędy | |
| 2 -4 | Punkty BP | 14 | 0 | 2 | 57% | 21 | 22 | 64% | 1 | 0 | |
| 1 -2 | Co 4.93 zagrywek | | Atak po obronie | | | | | | | | |
| | 1 Break point | | Błędy | Blo | Pts% | Tot | Tot | Pts% | Blo | Błędy | |
| | | | 3 | 4 | 41% | 29 | 21 | 43% | 2 | 2 | |
| | | | 1 Break point | | | | | | | | |

BP Break point
Err Błędy
Pos% Pozytywna +/#
W-P Wyg-Przegr
Pts Punkty
Blo Zablockowany
Exc Doskonała

 Zmiana
 Ust. początkowe
 Startowa rotacja
 Rozpoczęli set